
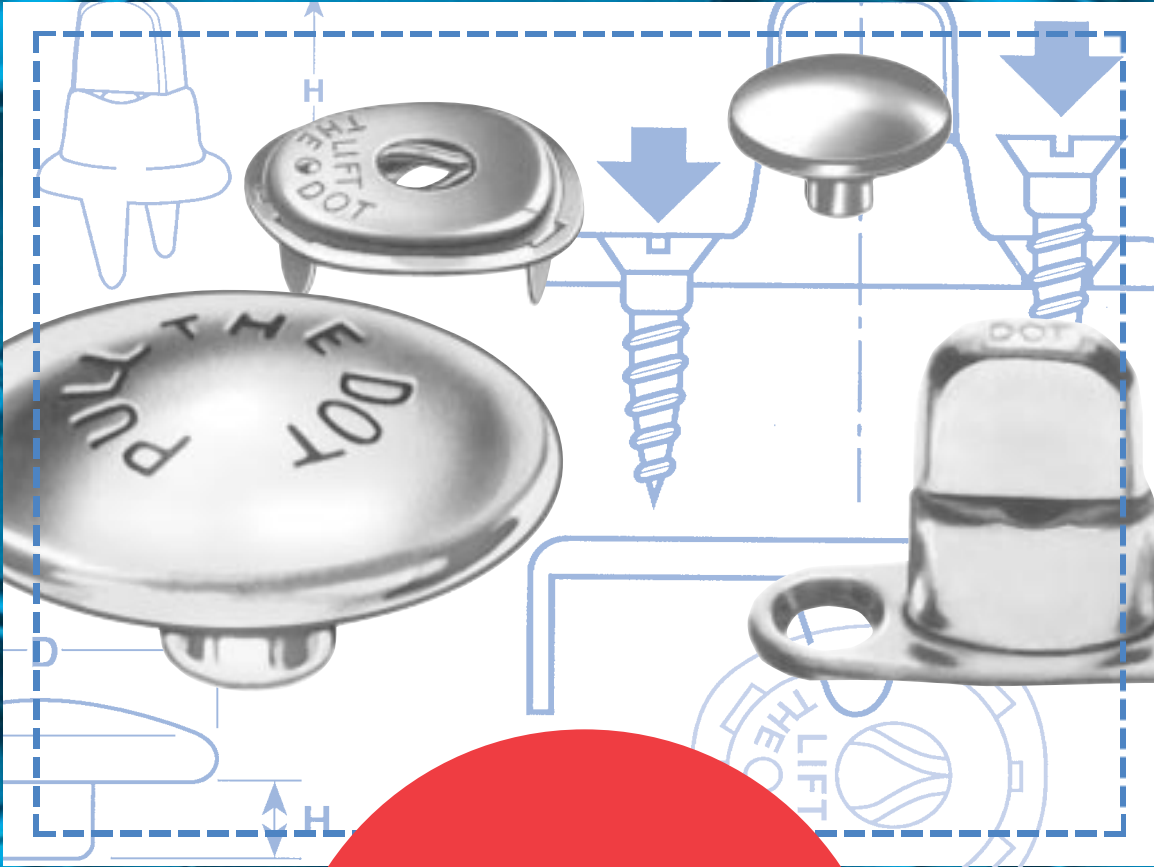



T H E B R A N D T H A T L A S T S .<sup>sm</sup>



DOT IS AN OPERATING UNIT OF SCOVILL FASTENERS INC.



**WE BEAR THE WEIGHT OF THE WORLD.**

**W**hen strength and durability are essential, there's no attachment stronger than a DOT fastener. Heavy duty construction, uniform engineering, and adherence to the strictest specifications have made **DOT Fasteners** the number one choice of the world's leading marine and industrial product manufacturers for over 80 years. From the high seas to the high tech laboratory to the high speed assembly line, DOT fasteners perform consistently. And that takes the weight off of your shoulders.

For world class service, pricing, and delivery information call toll-free 1-800-756-4368.

1-800-756-4368



**THE BRAND THAT LASTS.<sup>SM</sup>**

**APPLICATIONS FOR DOT BRAND FASTENERS**



**AWNINGS**



**BOATING**



**LUGGAGE/LEATHER**



**MILITARY**



**PACKAGING**



**PROTECTIVE GEAR**



**SPORTING GOODS**



**TENTS**



WHEN SUPERIOR SNAP ACTION AND HOLDING STRENGTH IS NEEDED, DURABLE IS THE FASTENER TO USE. SELF-PIERCING, SO NO PRE-PUNCHING IS REQUIRED, THE DURABLE FASTENER'S HEAVY-DUTY CONSTRUCTION ASSURES A FIRM GRIP THAT WILL REMAIN SECURE THROUGH YEARS OF USE.

**CAPS • SOCKETS • STUDS • POSTS**



**93-10112**  
1,3,A  
D:.600/15,24mm  
H:.318/8,07mm



**93-10127**  
1,2,3,A,B,C,H  
D:.600/15,24mm  
H:.240/6,10mm



**93-10128**  
1,2,3,4,A,B,C,H  
D:.600/15,24mm  
H:.170/4,32mm



**93-10129**  
1,2,A  
D:.525/13,33mm  
H:.195/4,95mm



**93-XB-10224**  
1,2,3,A,B,H  
NORMAL ACTION



**93-XX-10224**  
1,3,A,B  
HARD ACTION



**93-10370**  
1,2,3,A,B,H



**93-10373**  
1,A  
FLANGELESS



**93-10379**  
1,2,3,A,B  
DEEP SHELF



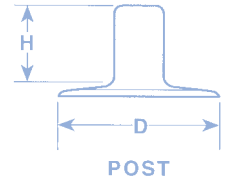
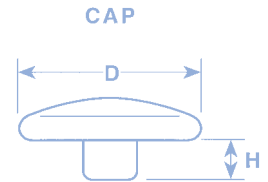
**93-10412**  
1,2,3,A,B,H  
D:.555/14,10mm  
H:.240/6,10mm



**93-10413**  
1,2,3,A,B  
D:.555/14,10mm  
H:.295/7,49mm



**93-10414**  
1,2,3,A  
D:.555/14,10mm  
H:.370/9,40mm



**GYPSY STUDS**



**93-10342**  
1,3,A

**SCREW STUDS**



**93-10301**  
1,C,D,b



**93-10302**  
1,C,D,c



**93-10362**  
1,3,D,a



**93-10393**  
1,3,A,C,H,a,h



**93-10934**  
1,C,j



**93-10704**  
1,3,A,C,d



**93-10708**  
1,3,A,D,e



**93-10725**  
1,C,D,g

**FINISHES**

- 1 Nickel
- 2 Bright Brass
- 3 Gov. Black
- 4 Specials

**BASE MATERIALS**

- A All Brass
- B All Steel
- C Brass/Stainless
- D Brass/Steel
- E Brass/Plastic
- F All Plastic
- G Brass/Other Non-ferrous
- H Stainless Steel

**SCREW TYPES**

- a #8-15 Self-Tapping
- b #8-18 Self-Drilling
- c #10-16 Self-Drilling
- d #8-32 Machine
- e #10-32 Machine
- f #7 Wood Screw
- g #8-18 Self-Tapping
- h #8 Wood Screw
- i #12-14 Self-Tapping
- j #10-16 Self-Tapping

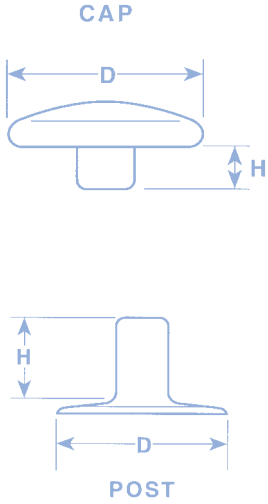


Note - Standard screw lengths: .375/9,52mm, .625/15,88mm



WHEN SUPERIOR SNAP ACTION AND HOLDING STRENGTH IS NEEDED, DURABLE IS THE FASTENER TO USE. SELF-PIERCING, SO NO PRE-PUNCHING IS REQUIRED, THE DURABLE FASTENER'S HEAVY-DUTY CONSTRUCTION ASSURES A FIRM GRIP THAT WILL REMAIN SECURE THROUGH YEARS OF USE.

**P L A S T I C S**







CAPS	POSTS	SOCKETS	STUDS
 <b>93-10419</b> 4,F D: .555/14,10mm H: .310/7,87mm	 <b>93-10419</b> 4,F D: .555/14,10mm H: .310/7,87mm	 <b>93-10223</b> 4,F	 <b>93-10380</b> 4,F
 <b>66-3100</b> 4,F D: .395/10,03mm H: .143/3,63mm	 <b>66-3100</b> 4,F D: .395/10,03mm H: .143/3,63mm	 <b>66-2100</b> 4,F	 <b>66-1100</b> 4,F

**FINISHES**



- 1 Nickel
- 2 Bright Brass
- 3 Gov. Black
- 4 Specials

**BASE MATERIALS**

- A All Brass
- B All Steel
- C Brass/Stainless
- D Brass/Steel
- E Brass/Plastic
- F All Plastic
- G Brass/Other Non-ferrous
- H Stainless Steel

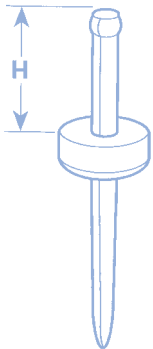
WINDSHIELD CLIPS	BUCKLES	MARINER™
 <b>93-10388</b> 1,C 3/4"	 <b>93-10391</b> 1,C 7/8"	 <b>93-10616</b> 1,D,H
		 <b>93-10150</b> 4,E D: .600/15,24mm H: .187/4,76mm

**BLIND RIVET STUDS**

 <b>93-10314</b> 1,C H: .299/7,59mm	 <b>93-10319</b> 1,C H: .486/12,34mm
---	--

**VELTEX CARPET SNAPS**









 <b>93-10123</b> 1,3,A RING	 <b>93-10222</b> 1,3,A SOCKET	 <b>93-10604</b> 1,D	 <b>93-XB-10224</b> 1,3,A
		 <b>93-10619</b> 4,F	 <b>93-10370</b> 1,3,A
		 <b>98-88616</b> 3,B	 <b>93-10412</b> 1,3,A D: .555/14,10mm H: .240/6,10mm



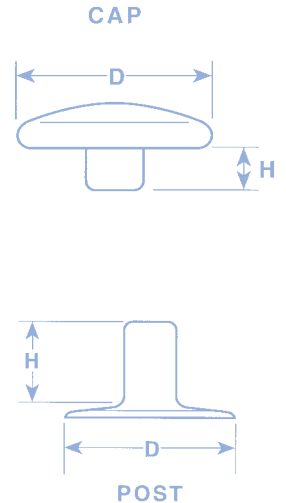
# PULL-THE-DOT®



A HEAVY DUTY, THREE SIDED LOCKING SNAP FASTENER THAT IS BUILT TO WITHSTAND EXTREME PRESSURE ON THREE SIDES WITHOUT UNLOCKING. WHEN PULLED ON THE FOURTH SIDE WHERE THE PULL-THE-DOT TRADEMARK APPEARS, THE FASTENER RELEASES INSTANTLY.

CAPS	SOCKETS	STUDS	POSTS
 <p><b>92-18100</b> 1,3,A,C D:.598/15,19mm H:.166/4,22mm</p>	 <p><b>92-18201</b> 1,3,G</p>	 <p><b>92-18303</b> 1,3,A</p>	 <p><b>93-10412</b> 1,3,A,H D:.555/14,10mm H:.240/6,10mm</p>
 <p><b>92-18103</b> 1,3,A D:.598/15,19mm H:.236/5,99mm</p>		 <p><b>*SCREW STUD 92-18307</b> 1,C,a</p>	 <p><b>93-10413</b> 1,3,A D:.555/14,10mm H:.295/7,49mm</p>










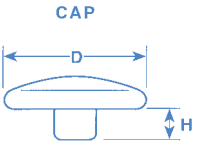
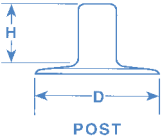


\*Note - Standard screw lengths: .375/9,52mm, .625/15,88mm



# BABY DURABLE™



AN INTERMEDIATE SIZE SNAP FASTENER, BABY DURABLE PROVIDES FIRM SNAP ACTION AND STRONG HOLDING POWER WITHOUT BEING VISUALLY PROMINENT ON THE END ITEM.

CAPS	SOCKETS	STUDS	POSTS
 <p><b>94-12105</b> 1,2,3,4,A D:.454/11,53mm H:.140/3,55mm</p>	 <p><b>94-12205</b> 1,2,3,A,D</p>	 <p><b>94-12302</b> 1,2,3,A,B NARROW FLANGE</p>	 <p><b>94-12402</b> 1,2,3,A D:.495/12,57mm H:.195/4,95mm</p>
 <p><b>94-12108</b> 1,2,3,4,A,B D:.525/13,34mm H:.126/3,20mm</p>	 <p><b>94-12206</b> 1,2,G HARD ACTION</p>	 <p><b>94-12303</b> 1,2,3,A,B WIDE FLANGE</p>	 <p><b>94-12404</b> 1,2,3,A D:.500/12,70mm H:.245/6,22mm</p>
 <p><b>94-12126</b> 1,2,A D:.525/13,34mm H:.185/4,70mm</p>			 <p><b>94-12405</b> 1,3,A,B D:.425/10,80mm H:.245/6,22mm</p>
			 <p><b>94-12407</b> 1,A,B D:.425/10,80mm H:.195/4,95mm</p>

## FINISHES

- 1 Nickel
- 2 Bright Brass
- 3 Gov. Black
- 4 Specials

## BASE MATERIALS

- A All Brass
- B All Steel
- C Brass/Stainless
- D Brass/Steel
- E Brass/Plastic
- F All Plastic
- G Brass/Other Non-ferrous
- H Stainless Steel

## SCREW TYPES

- a #8-15 Self-Tapping
- b #8-18 Self-Drilling
- c #10-16 Self-Drilling
- d #8-32 Machine
- e #10-32 Machine
- f #7 Wood Screw
- g #8-18 Self-Tapping
- h #8 Wood Screw
- i #12-14 Self-Tapping



STRONG AND HEAVY DUTY, LIFT-THE-DOT FASTENERS LOCK ON THREE SIDES AND ARE OPENED BY LIFTING THE FOURTH SIDE WHERE THE DOT AND THE LIFT-THE-DOT TRADEMARK APPEAR.



**SOCKETS • BACK PLATES • STUDS • WASHERS**



**WINDSHIELD CLIPS • SCREW STUDS**



**FINISHES**

- 1 Nickel
- 2 Bright Brass
- 3 Gov. Black
- 4 Specials

**BASE MATERIALS**

- A All Brass
- B All Steel
- C Brass/Stainless
- D Brass/Steel
- E Brass/Plastic
- F All Plastic
- G Brass/Other Non-ferrous
- H Stainless Steel

**SCREW TYPES**

- a #8-15 Self-Tapping
- b #8-18 Self-Drilling
- c #10-16 Self-Drilling
- d #8-32 Machine
- e #10-32 Machine
- f #7 Wood Screw
- g #8-18 Self-Tapping
- h #8 Wood Screw
- i #12-14 Self-Tapping

Note – Standard screw lengths: .375/9,52mm, .625/16,88mm



POSITIVE LOCKING FASTENERS THAT WILL NEVER OPEN ACCIDENTALLY. EACH STUD IS ASSEMBLED WITH A SPRING MECHANISM, HOLDING THE FASTENER UNDER TENSION UNTIL TURNED BY HAND.

## TURN BUTTONS • BACK PLATES



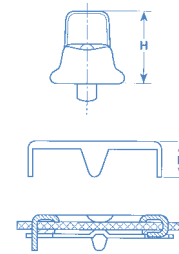
**91-78317**  
1,3,A  
H: .790/20,06mm



**91-78318**  
1,3,A  
H: .860/21,84mm



**91-78502**  
1,3,A



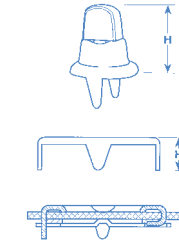
**91-78332**  
1,2,3,A  
H: .700/17,78mm



**91-78333**  
1,2,3,A  
H: .838/21,28mm



**91-78507**  
1,2,3,A



## TURN BUTTONS • WASHERS • GROMMETS



**91-78323**  
1,3,A  
H: .790/20,06mm



**\*91-78315**  
1,3,D,i  
H: .790/20,06mm



**91-78505**  
1,2,3,A



**91-78403**  
1,2,3,A  
H: .335/8,51mm



**91-78322**  
1,3,A  
H: .683/17,35mm



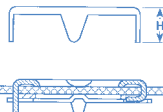
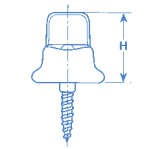
**\*91-78324**  
1,A,C,D,f  
H: .790/20,06mm



**91-78510**  
1,2,3,A



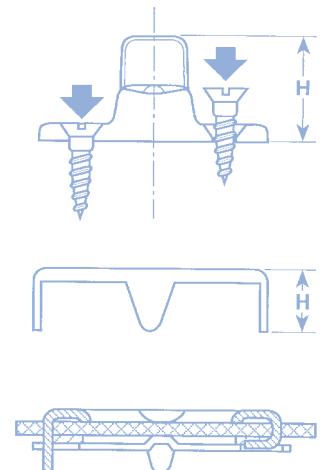
**91-78404**  
1,2,3,A  
H: .385/9,78mm



**\*91-78325**  
1,A,D,f  
H: .860/21,84mm



**FLEXWASHER**  
**91-78511**  
4,F



### FINISHES

- 1 Nickel
- 2 Bright Brass
- 3 Gov. Black
- 4 Specials

### BASE MATERIALS

- A All Brass
- B All Steel
- C Brass/Stainless
- D Brass/Steel
- E Brass/Plastic
- F All Plastic
- G Brass/Other Non-ferrous
- H Stainless Steel

### SCREW TYPES

- a #8-15 Self-Tapping
- b #8-18 Self-Drilling
- c #10-16 Self-Drilling
- d #8-32 Machine
- e #10-32 Machine
- f #7 Wood Screw
- g #8-18 Self-Tapping
- h #8 Wood Screw
- i #12-14 Self-Tapping

\*Note - Standard screw lengths: .375/9,52mm, .625/15,88mm

SEGMA IS A CLOSURE IDEALLY SUITED FOR LIGHT DUTY APPLICATIONS. FEATURING A SEGMENTED SOCKET, SEGMA DELIVERS CONSISTENT SNAP ACTION PERFORMANCE AND VALUE.

**FINISHES**

- 1 Nickel
- 2 Bright Brass
- 3 Gov. Black
- 4 Specials

**BASE MATERIALS**

- A All Brass
- B All Steel
- C Brass/Stainless
- D Brass/Steel
- E Brass/Plastic
- F All Plastic
- G Brass/Other Non-ferrous
- H Stainless Steel

**CAPS • SOCKETS • STUDS • POSTS**



**95-21142**  
1,2,3,4,B  
D.:345/8,77mm



**95-21152**  
1,2,3,4,A  
D.:345/8,77mm



**95-21154**  
1,2,3,4,A,B  
D.:398/10,11mm



**95-22139**  
1,2,3,B  
D.:447/11,37mm



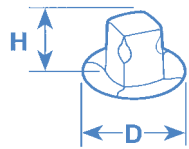
**95-21201**  
1,2,3,A,B  
D.:335/8,51mm  
H.:227/5,78mm



**95-22201**  
1,2,3,A,B  
D.:375/9,53mm  
H.:237/6,03mm



**95-22202**  
1,2,3,A,B  
D.:375/9,53mm  
H.:275/6,99mm



**95-21302**  
1,2,A,B  
D.:445/11,30mm  
H.:135/3,43mm



**95-21316**  
1,2,3,A,B  
D.:320/8,13mm  
H.:130/3,30mm



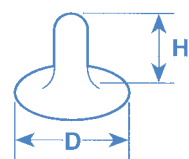
**95-22303**  
1,2,3,A  
D.:330/8,38mm  
H.:227/5,77mm



**95-22321**  
1,2,3,A,B  
D.:335/8,51mm  
H.:139/3,53mm



**95-21330**  
1,B  
D.:315/8,00mm  
H.:167/4,24mm



**95-21403**  
1,2,A,B  
D.:437/11,10mm  
H.:235/5,97mm



**95-21401**  
1,2,3,A,B  
D.:328/8,33mm  
H.:245/6,22mm



**95-21409**  
1,2,3,A,B  
D.:325/8,26mm  
H.:300/7,62mm



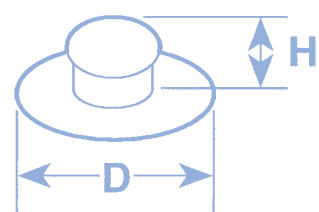
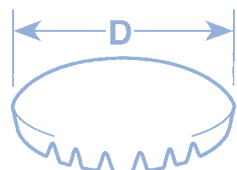
**95-22405**  
1,2,3,A,B  
D.:395/10,00mm  
H.:330/8,38mm



**95-22402**  
1,2,3,A,B  
D.:365/9,27mm  
H.:345/8,76mm



**95-22413**  
1,2,4,B  
D.:323/8,20mm  
H.:365/9,27mm





# MISCELLANEOUS

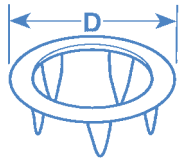


SPECIAL FASTENERS FOR LEATHER GOODS AND PACKAGING APPLICATIONS.

## PRONGS • SOCKETS • STUDS • POSTS



**64-3360**  
1,2,3,A  
D: 400/10,16mm



### PORTFOLIO STUD



**98-68331**  
1,2,D



**64-0721**  
1,2,3,A



**96-90208**  
1,3,A



**96-90215**  
1,A



**96-90233**  
1,A



**64-0725**  
1,2,3,A



**96-90307**  
1,3,A



**96-90315**  
1,3,A



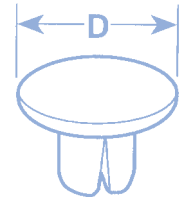
**64-0726**  
1,2,3,A

### FINISHES

- 1 Nickel
- 2 Bright Brass
- 3 Gov. Black
- 4 Specials

### BASE MATERIALS

- A All Brass
- B All Steel
- C Brass/Stainless
- D Brass/Steel
- E Brass/Plastic
- F All Plastic
- G Brass/Other Non-ferrous
- H Stainless Steel



## SPEEDY RIVETS • LOCKING FASTENERS



**95-99884**  
1,2,3,4,A,B  
D: 275/6,98mm



**95-21409**  
1,2,3,4,A,B  
D: 328/8,33mm  
H: 297/7,54mm



**95-99972**  
1,2,3,4,A,B  
D: 400/10,16mm



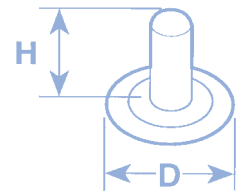
**95-22405**  
1,2,3,4,A,B  
D: 390/9,92mm  
H: 328/8,33mm



**96-90229**  
1,A



**96-90331**  
1,A





# SHEET METAL GROMMETS WITH PLAIN, TOOTH AND TEL-WASHERS

SHEET GROMMETS - STANDARD GROMMETS CAN BE USED INTERCHANGABLY WITH PLAIN, TOOTH OR TEL-WASHERS

PLAIN WASHERS - BASIC REINFORCEMENT PROVIDING SUPPORT FOR THE GROMMET SETTING

TOOTH WASHERS - A FIRMER, TIGHTER GRASP, PARTICULARLY USED IN WOVEN MATERIAL

TEL-WASHERS - TELESCOPING; BARREL TO BARREL SETTING; REINFORCES THE HOLE WITH TWO ENTIRE PARTS; FACILITATES AUTOMATIC FEEDING SETTING OF GROMMET AND WASHER

## SHEET GROMMETS • PLAIN WASHERS • TOOTH WASHERS • TEL-WASHERS

Hole Size	SHG# / 45-XXXX	PW# / 45-XXXX	TW# / 45-XXXX	TELW# / 47-XXXX
3/16	 <b>SHG#00 / 45-10900</b> ID: .175 OD: .425 H: .177 H1: .031 MAT'L: .009	 <b>PW#00 / 45-10800</b> ID: .216 OD: .475 H: .034 MAT'L: .009		
1/4	 <b>SHG#0 / 45-00900</b> ID: .248 OD: .545 H: .210 H1: .036 MAT'L: .012	 <b>PW#0 / 45-00800</b> ID: .291 OD: .547 H: .032 MAT'L: .010	 <b>TW#0 / 45-008T0</b> ID: .300 OD: .567 H: .108 H1: .036 MAT'L: .0115	 <b>TELW#0 / 47-36770</b> ID: .294 OD: .531 H: .131 H1: .036 MAT'L: .010
9/32	 <b>SHG#1 / 45-00901</b> ID: .287 OD: .682 H: .210 H1: .042 MAT'L: .012	 <b>PW#1 / 45-00801</b> ID: .355 OD: .697 H: .036 MAT'L: .012	 <b>TW#1 / 45-008T1</b> ID: .354 OD: .683 H: .126 H1: .042 MAT'L: .014	 <b>TELW#1 / 47-36771</b> ID: .355 OD: .705 H: .147 H1: .042 MAT'L: .010
3/8	 <b>SHG#2 / 20-00902</b> ID: .362 OD: .815 H: .252 H1: .040 MAT'L: .013	 <b>PW#2 / 45-00802</b> ID: .460 OD: .838 H: .039 MAT'L: .012	 <b>TW#2 / 45-008T2</b> ID: .480 OD: .836 H: .173 H1: .040 MAT'L: .012	 <b>TELW#2 / 20-04802</b> ID: .429 OD: .840 H: .135 H1: .040 MAT'L: .013
7/16	 <b>SHG#3 / 45-00903</b> ID: .433 OD: .970 H: .345 H1: .054 MAT'L: .014	 <b>PW#3 / 45-00803</b> ID: .528 OD: .955 H: .048 MAT'L: .013	 <b>TW#3 / 45-008T3</b> ID: .547 OD: .945 H: .177 H1: .054 MAT'L: .013	
1/2	 <b>SHG#4 / 45-00904</b> ID: .488 OD: 1.050 H: .420 H1: .050 MAT'L: .016	 <b>PW#4 / 45-00804</b> ID: .590 OD: 1.1070 H: .056 MAT'L: .013	 <b>TW#4 / 45-008T4</b> ID: .603 OD: 1.053 H: .240 H1: .050 MAT'L: .016	
5/8	 <b>SHG#5 / 45-00905</b> ID: .592 OD: 1.220 H: .354 H1: .050 MAT'L: .016	 <b>PW#5 / 45-00805</b> ID: .740 OD: 1.205 H: .055 MAT'L: .0135	 <b>TW#5 / 45-008T5</b> ID: .725 OD: 1.190 H: .264 H1: .050 MAT'L: .017	
13/16	 <b>SHG#6 / 45-00906</b> ID: .807 OD: 1.748 H: .311 H1: MAT'L: .020	 <b>PW#6 / 45-00806</b> ID: .866 OD: 1.827 H: MAT'L: .020		

- Available in a wide range of metal finishes.

- All dimensions are in inches.

- Hole size is approximate measurement after setting.

- Illustrations and images are not actual sizes.



# ROLLED RIM GROMMETS WITH SPUR WASHERS

DOT BRAND GROMMETS AND WASHERS ARE MADE FROM HEAVY-DUTY BRASS TO WITHSTAND THE MOST DIFFICULT OF APPLICATION ENVIRONMENTS. AVAILABLE IN SHEET METAL STYLE, ROLLED-RIM AND SPUR, AND TOOTH WASHER TYPES, DOT GROMMETS AND WASHERS ARE DESIGNED TO PROVIDE THE ULTIMATE IN HOLE-REINFORCEMENT TECHNOLOGY. AND, USING DOT GROMMET AND WASHER TOOLING MAKES INSTALLATION EASY AND TROUBLE-FREE.

## GROMMETS • WASHERS • GROMMETS • WASHERS



**RRG#00 / 45-10990**  
 ID: .270 OD: .565  
 H: .218 H1: .056  
 MAT'L: .016  
**Hole Size: 9/32**



**RRG#0 / 45-00990**  
 ID: .266 OD: .668  
 H: .237 H1: .067  
 MAT'L: .016  
**Hole Size: 9/32**



**RRG#1 / 45-00991**  
 ID: .370 OD: .790  
 H: .284 H1: .072  
 MAT'L: .016  
**Hole Size: 3/8**




**RRG#2 / 45-00992**  
 ID: .430 OD: .886  
 H: .320 H1: .078  
 MAT'L: .018  
**Hole Size: 7/16**



**RRG#3 / 45-00993**  
 ID: .430 OD: .962  
 H: .336 H1: .078  
 MAT'L: .020  
**Hole Size: 15/32**



**RRG#4 / 45-00994**  
 ID: .565 OD: 1.125  
 H: .398 H1: .098  
 MAT'L: .020  
**Hole Size: 9/16**



**SW#00 / 45-10880**  
 ID: .326 OD: .548  
 H: .170  
 MAT'L: .016



**SW#0 / 45-00880**  
 ID: .340 OD: .645  
 H: .138  
 MAT'L: .016



**SW#1 / 45-00881**  
 ID: .454 OD: .790  
 H: .173  
 MAT'L: .016



**SW#2 / 45-00882**  
 ID: .514 OD: .893  
 H: .150  
 MAT'L: .018



**SW#3 / 45-00883**  
 ID: .528 OD: .968  
 H: .195  
 MAT'L: .020



**SW#4 / 45-00884**  
 ID: .642 OD: 1.118  
 H: .208  
 MAT'L: .020



**RRG#5 / 45-00995**  
 ID: .600 OD: 1.280  
 H: .444 H1: .082  
 MAT'L: .021  
**Hole Size: 11/16**



**RRG#6 / 45-00996**  
 ID: .748 OD: 1.554  
 H: .470 H1: .114  
 MAT'L: .025  
**Hole Size: 13/16**



**RRG#7 / 45-00997**  
 ID: .880 OD: 1.730  
 H: .540 H1: .088  
 MAT'L: .021  
**Hole Size: 7/8**



**RRG#8 / 45-00998**  
 ID: 1.063 OD: 1.862  
 H: .605 H1: .144  
 MAT'L: .025  
**Hole Size: 1-1/8**



**SW#5 / 45-00885**  
 ID: .780 OD: 1.265  
 H: .220  
 MAT'L: .021




**SW#6 / 45-00886**  
 ID: .960 OD: 1.575  
 H: .250  
 MAT'L: .025



**SW#7 / 45-00887**  
 ID: 1.040 OD: 1.723  
 H: .209  
 MAT'L: .021



**SW#8 / 45-00888**  
 ID: 1.220 OD: 1.850  
 H: .275  
 MAT'L: .020



- Available in a wide range of metal finishes.
- All dimensions are in inches.
- Hole size is approximate measurement after setting.
- Illustrations and images are not actual sizes.

# DOT SNAPMASTER™ PRESSES




## AUTOMATICS

Features	Model Number		
	7057	M245	M350
CYCLE TIME	.30 sec	.28 sec	.28 sec
THROAT DEPTH	4-1/4"	2-1/2"	2-1/2"
FLOOR SPACE	4.1 sq. ft.	3.3 sq. ft.	3.3 sq. ft.
SHIPPING WEIGHT	400 lb	443 lb	443 lb
PROTECTIVE GUARDS	Yes	Yes	Yes
220V/110V WIRING	Yes	Yes	Yes
LOWER LIFTING DIE	No	No	Yes

### Benefits

Proven dependability • Operator friendly • Quiet operation



MODEL M245/M350



MODEL 7057

## FOOT PRESSES



MODEL M235



MODEL M236

### SINGLE HEAD FOOT PRESS MODEL M235

- Cast iron and steel construction
- Interchangeable with all hand and foot machine dies
- Adjustable lower die holder
- Throat depth 5-1/2"
- Table height 32"
- Weight 114 lb.

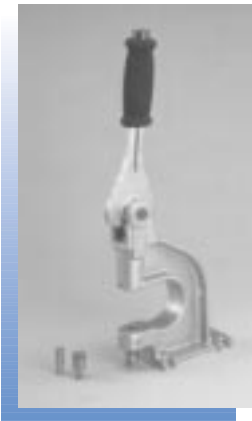
### DOUBLE HEAD FOOT PRESS MODEL M236

- Cast iron and steel construction
- Interchangeable with all hand and foot machine dies
- Adjustable lower die holder
- Double Plunger and die holders—allows 4 component attaching capability with one machine
- Throat depth 5-1/2"
- Table height 32"
- Weight 119 lb.

## HAND TOOLS AND PRESS

### MODEL M370

- Cast iron and steel construction
- Interchangeable with all hand and foot machine dies
- Adjustable lower die holder
- Easy mounting to wooden table/bench
- Throat depth 3"
- Weight 7 lb.



- 192 Chuck Holder for M-100 type chucks
- 450 Cutting Punch for 78403 and 78404 eyelets
- 9951 Cutting Punch for 16205 and 16206 sockets
- 9936 Bench Die for 10412 Durable Eyelet
- 9937 Bench Die for 10128 Durable Button
- 169B Screw Driver for large hexagon Lift-The-DOT Studs
- 169N Screw Driver for 10393 Durable Screw Studs
- 171 Cutting Punch for 78332, 16349, 78333, and 16349
- 164 Setting Punch for regular size Durable Buttons and Eyelets

## CUTTING TOOLS

PART #	M370, M235, M236	M840	HAND TOOLS
<b>LIFT-THE-DOT</b>			
90-16205	89-9433	89-4101	89-9951
90-16506	89-9432	89-4201	—
90-16349	—	—	89-171
<b>COMMON SENSE</b>			
91-78332	—	—	89-171
91-78333	—	—	89-171
91-78403	—	89-4103	89-450
	—	89-4203	89-450
91-78404	—	89-4103	89-450
	—	89-4203	89-450

## PRE PUNCH TOOLS

PART #	HOLE SIZE	PART #	HOLE SIZE
89-9053	.280	89-9132	.161
89-9054	.280	89-9133	.148
89-9055	.253	89-9134	.148
89-9056	.253	89-9135	.128
89-9057	.236	89-9136	.128
89-9058	.236	89-9137	.108
89-9061	.193	89-9138	.108
89-9062	.193	89-9485	.375
89-9063	.177	89-9486	.375
89-9064	.177	89-9499	.500
89-9131	.161	89-9500	.500

MODEL M840



## SETTING TOOLS

PART#	M370, M235, M236	M840	HAND TOOLS	PART#	M370, M235, M236	M840	HAND TOOLS
<b>DURABLE</b>				<b>COMMON SENSE</b>			
93-10112	89-1401	—	89-9937	91-78317	89-9577	—	—
93-10127	89-1401	89-4403	89-9937	91-78318	89-9577	—	—
93-10128	89-1401	89-4403	89-9937	91-78502	89-9578	—	—
93-10150	89-1401	89-4403	89-9937	91-78332	—	—	—
93-10223	89-8161	—	—	91-78333	—	—	—
93-10224	89-1410	89-4303	89-164	91-78315	—	—	89-9908
93-10301	—	—	89-169N	91-78324	—	—	89-9908
93-10302	—	—	89-169N	91-78325	—	—	89-9908
93-10342	89-9557	—	—	91-78403	—	89-4302	—
93-10362	—	—	89-169N	91-78404	—	—	—
93-10370	89-1412	89-4304	89-164	91-78505	—	89-4402	—
93-10373	89-1413	—	—	<b>SEGMA</b>			
93-10379	89-8101	89-4304	—	95-21142	89-9546	—	—
93-10123	89-1415	—	—	95-21152	89-9546	—	—
93-10222	89-1414	—	—	95-21154	89-9182	—	—
93-10380	89-8162	—	—	95-22109	89-9217	—	—
93-10393	—	—	89-169N	95-22139	89-9217	—	—
93-10412	89-1407	89-4404	89-9936	95-21201	89-1567	—	—
93-10413	89-1407	89-4404	89-9936	95-22201	89-1580	—	—
93-10414	89-1407	89-4404	89-9936	95-22202	89-1580	—	—
93-10419	89-8158	—	—	95-21316	89-1569R	—	—
93-10704	—	—	89-169N	95-21302	89-1569R	—	—
93-10708	—	—	89-169N	95-22321	89-9219R	—	—
93-10725	—	—	89-169N	95-21401	89-9110	—	—
<b>BABY DURABLE</b>				95-21403	89-9110	—	—
94-12105	89-1482	—	—	95-21409	89-9110	—	—
94-12108	89-1483	89-4406	—	95-22401	89-1587	—	—
94-12205	89-9323	89-4307	—	95-22402	89-1587	—	—
94-12206	89-9323	89-4307	—	95-22405	89-9114	—	—
94-12302	89-9772	—	—	95-22413	89-1589	—	—
94-12303	89-9772	89-4308	—	95-99884	89-9493	—	—
94-12402	89-1488	89-4407	—	95-99972	89-9570	—	—
94-12405	89-1488	—	—	<b>MISCELLANEOUS</b>			
94-12404	89-1488	89-4407	—	96-90215	89-9730	—	—
94-12407	89-1488	—	—		89-9731	—	—
<b>PULL-THE-DOT</b>				96-90233	89-9730	—	—
92-18100	89-9758	89-4405	—		89-9731	—	—
92-18201	89-8059	89-4305	—	96-90315	89-9734	—	—
92-18303	89-9760	89-4304	—		89-9735	—	—
92-18307	—	—	89-169N	96-90229	89-8118	—	—
<b>LIFT-THE-DOT</b>					89-8119	—	—
90-16205	89-1454	89-4301	—	96-90331	89-8120	—	—
90-16206	89-1454	—	—		89-8121	—	—
90-16506	89-1455	89-4401	—	96-91215	89-8184	—	—
90-16349	89-8043	—	—	96-91364	89-8172	—	—
90-16358	89-1456	—	89-9940	96-91412	89-9563	—	—
90-16501	89-8042	—	—	<b>DIE HOLDERS</b>			
90-16317	—	—	89-169B	89-M240-12S			
90-16318	—	—	89-169B	89-M240-12T			
90-16360	—	—	89-169B	89-M370-2 HANDLE			
90-16362	—	—	89-169B				
90-16366	—	—	89-169B				
90-16509	89-1457	—	89-9941				

## SNAPMASTER

- Aluminum/ steel construction
- Heavy duty toggle link mechanism
- Dual bushing system
- Adjustable lower die
- Extended throat depth
- Punches and dies interchangeable in upper or lower die seats
- Cushioned operating lever
- Height 8.75"/Width 5"/Depth 1"
- Weight 2 lb.

# GROMMET SETTING TOOLS



## GROMMET AND WASHER ATTACHING MACHINE

SPECIFICATIONS	
GROMMET & WASHER	Rotating brush hopper and raceway
FLYWHEEL SPEED*	140 Revolutions per minute
THROAT DEPTH	2"
ACTUATION	Electric Foot Switch
REQUIRED AIR POWER	50 - 60 PSI
OVERALL DIMENSIONS (With Guard)	2-1/2' W x 2-1/2' D x 5-1/2' H
NET WEIGHT	550 LBS

\*Actual production speed will be dependent upon complexity of parts being handled and manual dexterity of operator.



## HAND DRIVE SETTING TOOLS



### HT - \*

You can set any size grommet with plain, teeth or neck washer or rolled rim grommet with spur washer with our low cost hand tools. Use with wooden or rawhide mallet.

\* specify grommet size

## FOOT OR HAND PRESS HOLE PUNCHING TOOLS



### R - \*

Hole punching tools are available from 1/8" to 1-1/8" hole diameter standard 3/8" shank. Use with hand or foot press. See Scovill catalog for information on our hand or foot presses.

\* specify grommet size

## FOOT OR HAND PRESS SETTING TOOLS



Hand or foot press setting tools for any size or type grommet and washer. Available in four types:

- 16P - Hole punch & set tool
- 16S - Spear point set tool
- 16M - Standard Set Tool  
(used with pre-pierced hole)
- 16K - Corrugated set tool




MS Part Number	DOT Part Number	
MS27977	<b>STYLE 1</b>	
MS27977	1B	90-XX-16205 B
	1N	90-XX-16205 A
MS27977	2B	90-XX-16206 B
	2N	90-XX-16206 A
MS27977	3B	90-BS-16506 C
	3N	90-BS-16506 A
MS27977	8B	90-XB-16358 B
	8N	90-XB-16358 A
MS27977	10B	90-BS-16509 C
	10N	90-BS-16509 A
MS27977	27B	90-XX-163621 B
	27N	90-XX-163621 A
MS27977	28B	90-XX-163622 B
	28N	90-XX-163622 A
MS27977	29B	90-XX-163624 B
	29N	90-XX-163624 A
MS27977	30B	90-XX-163627 B
	30N	90-XX-163627 A
MS27977	31B	90-XX-163641 B
	31N	90-XX-163641 A
MS27977	32B	90-XX-163642 B
	32N	90-XX-163642 A
MS27977	33B	90-XX-163644 B
	33N	90-XX-163644 A
MS27977	34B	90-XX-163647 B
	34N	90-XX-163647 A
MS27977	35B	90-XX-163631 B
	35N	90-XX-163631 A
MS27977	36B	90-XX-163632 B
	36N	90-XX-163632 A
MS27977	37B	90-XX-163634 B
	37N	90-XX-163634 A
MS27977	38B	90-XX-163637 B
	38N	90-XX-163637 A
MS27977	39B	90-XX-163651 B
	39N	90-XX-163651 A
MS27977	40B	90-XX-163652 B
	40N	90-XX-163652 A
MS27977	41B	90-XX-163654 B
	41N	90-XX-163654 A
MS27977	42B	90-XX-163657 B
	42N	90-XX-163657 A
MS27977	43B	90-XX-163664 B
	43N	90-XX-163664 A
MS27977	44B	90-XX-163684 B
	44N	90-XX-163684 A
MS27977	45B	90-XX-163674 B
	45N	90-XX-163674 A
MS27977	46B	90-XX-163694 B
	46N	90-XX-163694 A
MS27977	59B	90-XX-163604 B
	59N	90-XX-163604 A
MS27977	60B	90-XX-163614 B
	60N	90-XX-163614 A
MS27977	61B	90-XX-163600 B
	61N	90-XX-163600 A
MS27977	62B	90-XX-163610 B
	62N	90-XX-163610 A
MS27977	63B	90-BS-16349 B
	63N	90-BS-16349 A
MS27977	65B	90-BS-16501 C
	65N	90-BS-16501 A
MS27979	<b>STYLE 1B</b>	
MS27979	1	90-XX-16204 C
	2	90-BS-16504 C
	5	90-XB-16343 B
	6	90-BS-16508 C

MS Part Number	DOT Part Number	
MS27980	<b>STYLE 2</b>	
MS27980	1	93-X2-10128 E
	1B	93-X2-10128 B
	1N	93-X2-10128 A
MS27980	2	93-X2-10127 E
	2B	93-X2-10127 B
	2N	93-X2-10127 A
MS27980	3	93-X2-10129 E
	3B	93-X2-10129 B
	3N	93-X2-10129 A
MS27980	6	93-XX-10224 D
	6B	93-XX-10224 C
	6N	93-XX-10224 A
MS27980	7	93-BS-10370 D
	7B	93-BS-10370 C
	7N	93-BS-10370 A
MS27980	8	93-BS-10412 D
	8B	93-BS-10412 C
	8N	93-BS-10412 A
MS27980	9	93-BS-10413 D
	9B	93-BS-10413 C
	9N	93-BS-10413 A
MS27980	10	93-BS-10414 D
	10B	93-BS-10414 C
	10N	93-BS-10414 A
MS27980	11B	93-XX-107042 C
	11N	93-XX-107042 A
MS27980	12B	93-XX-107043 C
	12N	93-XX-107043 A
MS27980	13B	93-XX-107044 C
	13N	93-XX-107044 A
MS27980	14B	93-XX-107047 C
	14N	93-XX-107047 A
MS27980	15B	93-XX-107082 C
	15N	93-XX-107082 A
MS27980	16B	93-XX-107083 C
	16N	93-XX-107083 A
MS27980	17B	93-XX-107084 C
	17N	93-XX-107084 A
MS27980	18B	93-XX-107087 C
	18N	93-XX-107087 A
MS27980	19B	93-XX-103677 C
	19N	93-XX-103677 A
MS27980	20B	93-XX-103694 C
	20N	93-XX-103694 A
MS27980	23B	93-XX-103937 C
	23N	93-XX-103937 A
MS27980	24B	93-XX-103624 C
	24N	93-XX-103624 A
MS27980	25B	93-XX-103627 C
	25N	93-XX-103627 A
MS27980	27B	93-XB-10342 C
	27N	93-XB-10342 A
MS27981	<b>STYLE 2A</b>	
MS27981	1	94-X2-12108 E
	1B	94-X2-12108 B
	1N	94-X2-12108 A
MS27981	2	94-X2-12126 E
	2B	94-X2-12126 B
	2N	94-X2-12126 A
MS27981	3	94-XX-12206 D
	3B	94-XX-12206 C
	3N	94-XX-12206 A
MS27981	4	94-BS-12303 D
	4B	94-BS-12303 C
	4N	94-BS-12303 A
MS27981	5	94-BS-12402 D
	5B	94-BS-12402 C
	5N	94-BS-12402 A
MS27981	6	94-BS-12404 D
	6B	94-BS-12404 C
MS27981	6N	94-BS-12404 A

MS Part Number	DOT Part Number	
MS27982	<b>STYLE 3</b>	
MS27982	1B	96-BS-90925 C
	1N	96-BS-90925 A
MS27982	2B	96-BS-90214 C
	2N	96-BS-90214 A
MS27982	3B	96-XB-90208 C
	3N	96-XB-90208 A
MS27982	4B	96-BS-90307 C
	4N	96-BS-90307 A
MS27982	5B	96-BS-90413 C
	5N	96-BS-90413 A
MS27982	6B	96-BS-90322 C
	6N	96-BS-90322 A
MS27983	<b>STYLE 4</b>	
MS27983	1	92-XE-18100 B
	1N	92-XE-18100 A
MS27983	2	92-XX-18201 C
	2N	92-XX-18201 A
MS27983	3	92-BS-18303 C
	3N	92-BS-18303 A
MS27983	4	93-BS-10412 C
	4N	93-BS-10412 A
MS27983	5	93-XB-10113 C
	5N	93-XB-10113 A
MS27984	<b>STYLE 5</b>	
MS27984	1	95-BS-21154 F
	1B	95-BS-21154 B
	1N	95-BS-21154 A
MS27984	3	95-BS-22201 D
	3B	95-BS-22201 C
	3N	95-BS-22201 A
MS27984	4	95-BS-22321 D
	4B	95-BS-22321 C
	4N	95-BS-22321 A
MS27984	6	95-BS-22401 D
	6B	95-BS-22401 C
	6N	95-BS-22401 A
MS27984	8	95-BS-22402 D
	8B	95-BS-22402 C
	8N	95-BS-22402 A
MS27986	<b>STYLE 7</b>	
MS27986	1	95-BS-21409 D
	1B	95-BS-21409 C
	1N	95-BS-21409 A
MS27986	2	95-BS-99884 E
	2B	95-BS-99884 B
	2N	95-BS-99884 A
MS27986	3	95-BS-22405 D
	3B	95-BS-22405 C
	3N	95-BS-22405 A
MS27986	4	95-BS-99972 E
	4B	95-BS-99972 B
	4N	95-BS-99972 A
<b>BNAX</b>		
	549177	91-XB-78332 G
	549219	91-XB-78333 G
	549221	91-XB-78322 G
	594220	91-XB-78323 G
	549200	91-XB-783247 G
	549201	91-XB-783257 G
	583244	91-XX-783157 G
	587646	91-XX-783167 G
	8359954	91-XB-78317 G
	10921894	91-XB-78318 G
	426687	91-BS-78403 G
	426686	91-BS-78505 C
	7697418	91-BS-78502 C
	549222	91-BS-78507 C
	426688	91-BS-78404 G

THE BRAND THAT LASTS.<sup>SM</sup>



1-800-756-4368

DOT IS AN OPERATING UNIT OF SCOVILL FASTENERS INC